


MWellGX™

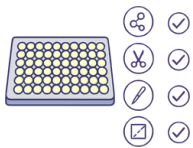
Breathable seals for microplates

Quick Start Guide




AUTOClave CONDITIONS

- ✓ Reusable up to 10 autoclave cycles
- ✓ Place seals in an autoclave bag (optional)
- ✓ Autoclave at **121°C for 20 minutes** using the **Solid** cycle setting
- ✓ Allow seals to cool at room temperature for **at least 1 hour** before use



PRODUCT FEATURES (breathable seals)

- ✓ **High oxygen transfer & very low evaporation** for cell culture applications
- ✓ Cuttable linkages for selective well access
- ✓ Needle-puncturable design (if desired over cuttable linkages)
- ✓ Create custom seal layouts by trimming into strips or sections
- ✓ Reusable after autoclaving



APPLYING MWellGX™ SEALS

- 1 Align the seal plugs with the corresponding wells of the microplate
- 2 Press the plugs lightly with your fingers to partially engage the wells
- 3 Place a flat plate (or similar) over the seal
- 4 Apply even pressure to fully seat all plugs simultaneously until they can not be pushed deeper. **Integrated flanges on the seal prevent over-insertion**
- 5 Installation typically takes **less than 10 seconds**

TIPS FOR BEST RESULTS

- ✓ Press plugs sequentially from left to right (or right to left) one column at a time for improved insertion process
- ✓ Verify plugs are fully engaged before incubation, storage, or transport
- ✓ Trim seals into strips, squares, column shapes when only a portion of a plate is required



ACCESSING INDIVIDUAL WELLS

SELECTIVE PLUG REMOVAL (recommended)



- Cut the connecting linkages between plugs using a scalpel or box cutter.
- Remove the selected plugs carefully to expose only the wells required for your workflow
- Remaining wells stay sealed and protected

NEEDLE ACCESS (optional)



Puncture individual plugs with a needle to access specific wells while maintaining protection of surrounding wells.

QUICK REFERENCE



- ✓ Reusable up to 10 autoclave cycles
- ✓ High O₂ Transfer/ Low Evaporation Rate
- ✓ Cuttable linkages for selective well access
- ✓ Needle puncturable
- ✓ **Autoclave: 121°C, 20 min (Solid cycle).**
Cool at room temperature ≥ 1 hour before seal use.